












SQUARE-S

| | | | | | |
|--------------|---|---|---|---|---|
| Item code | 86.SD03.2413.02 | | | | |
| Product type | Indoor | | | | |
| Category | Surface Downlights | | | | |
| Family | SQUARE-S | | | | |
| Pictograms |  |  |  |  |  |
| |  |  |  |  | |

Dimensions

| | |
|-------------------------|-------------|
| Product dimensions (mm) | 92x92x100mm |
|-------------------------|-------------|

Scheme



| | |
|----------------------------|---------------|
| Product | |
| Real power (W) | 25 |
| Real luminous flux (Lm) | 2000 |
| Luminous efficiency (Lm/W) | 80 |
| Beam angle (°) | 20 |
| Life time (h) | 50000h L80B10 |
| IP | IP65 |
| Control gear | DALI |
| Colour temperature (K) | 4000 |
| Colour consistency (SDCM) | SDCM<3 |
| CRI | 80 |